


FAMILY MATH FUN

Handouts and Directions

J
O
K
E
R



J
O
K
E
R



HOW TO PLAY **Number Top It** (Played like the card game WAR)

Note to Families: This is one of several number games we play in class. Use this sheet to review the directions with your child. When you play the game together at home, be sure to give your child time to think about, combine, and compare the numbers on the cards. Please keep both the game directions and the number cards in a safe place at home for continue use.

Number of Players: 2

Materials: Standard deck of 52 cards. Remove all Face Cards.

How to Play

1. Deal out all the cards to the players and keep them face-down. Neither player must look at their cards.
2. Then, both players turn over the top card in their piles and put them face-up in the center, next to the other player's card. Players must say the number on their card as they lay it down. Whoever has turned over the highest ranked card, never mind what suit it is, take both cards and adds them to his/her pile.
3. This then continues until two cards of the same value (ex: 2 fours) are placed down together. This constitutes "War". Both players then take two more cards and put one face-down on top of the card they have already placed in the middle, and one face-up. Whoever puts down the highest card face-up wins all six.
If, of course, two more same-ranking cards are put down, the state of "War" continues until there is a winner.
4. The game is won by the player who manages to collect all the cards.

Variations: *Number Top it or War for Three...*

This is nearly the same as War for Two, except that the last card in the deck is not given out, to make sure that all the players have the same number of cards. Then, if two cards of the same rank are turned up, all three people have to go to "War".

If, however, three cards of the same rank are turned up, the players play "Double War", where everyone puts two cards face-down in the center and one card face-up. If the cards happen to match, they continue with "Single War"

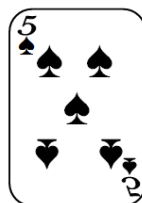
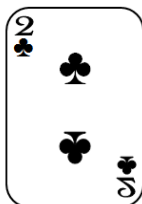
HOW TO PLAY Number Sandwich

Number of Players: 2

Materials: Standard deck of cards—Remove the face cards from a deck of cards. Aces will count as 1's.

How to Play

1. Turn over two cards.
2. Place the smaller number on the left and the greater number on the right, leaving a space between them.
3. Have your child say a number that belongs in the middle of the "sandwich".
4. For example, if a 2 and a 5 are turned over, your child might say "3", because it comes between those two numbers.



****Note:** If you turn over two cards that are consecutive numbers like a 2 and a 3 or a 4 and a 5, the person with the highest number can turn over another card.

Variations:

Use counters to show the number that comes between the two.

Identify and say all of the numbers that come between the two cards that are turned over.

Evaluation (5 Minutes):

Hand out the evaluation page (Home Connection book P. 88)